

## 2. Most Common Error While filing Online Correction

Error Description	Explanation
No data available for specified search criteria	This error appears if the data entered is not pertaining to F.Y, Quarter, Form Type and latest Token Number. Statement is cancelled /rejected for selected search criteria.
Request for correction has already been submitted for the specified search Criteria. Please check status in 'Track Correction Request' under Defaults menu	This error occurs when Deductor has initiated an Online correction and it is at " In Progress" status i.e. pending at the end of Deductor.
System has encountered some technical problem. Please try after some time.	This error occurs if: <ul style="list-style-type: none"> <li>- JAVA version and Bit depending upon the system are not updated. Restart the system after updating JAVA .</li> <li>- Browsing history, cookies, temp files are to be cleared. Clear them first.</li> <li>- Pop-up blocker is NOT enabled currently.</li> <li>- Browser is not compatible in order to proceed with Online Correction .</li> </ul>
Request has been submitted to Admin User	It has been assigned to admin user and is pending at Admin user end. Only admin user has the authority to submit online correction
Reason for non-deduction is mandatory	This error occurs when Deductor is writing "0" in the column of Total TDS deposited and Deducted in Add/Modify Deductee option.
Reason for lower deduction is mandatory	This error occurs Deductor is not selecting Flag "A".
Reason for higher deduction is mandatory	This error occurs when Deductor is not selecting Flag "C".

## 2. (Contd.) Most Common Error While filing Online Correction

Error Description	Explanation
<p>Increase in amount claimed as interest , amount claimed as other and Levy should not be greater than the remaining available balance in challan.</p>	<p>This error occurs when Deductor claims more than the remaining available balance of the challan.</p>
<p>Online Correction on TRACES is not enabled for the requested statement . Kindly file correction through NSDL and then subsequent correction can be filed on TRACES.</p>	<p>This error occurs if statement for the particular Form Type, F.Y and Quarter is not processed by TRACES. So, once Deductor will file correction statement with Conso File at NSDL and it gets processed by TRACES, Online Correction will be enabled for that particular statement.</p>
<p>PAN of Authorized/ Responsible person as per personal information of the Correction can be filed on TRACES. Please update PAN of authorized person /Responsible person in the correction file.</p>	<p>This error occurs if PAN of authorized person in profile section of the TRACES is different than PAN mentioned /Not mentioned in the personal information of the statement. Deductor need to update the PAN in the personal Information same as mentioned in the profile section Vice Versa.</p>
<p>No challan for F.Y (e.g. 2014-15 ) available for tagging. Please select another F.Y from below dropdown or deposit challan or contact your AO (if changes in challan is required).</p>	<p>This error may occur if book entry flag is “ Yes” which has to be changed to “No” . Please refer the E-Tutorial of Online Correction Challan Correction</p> <p style="text-align: center;">OR</p> <p>Incorrect TAN or Assessment Year is mentioned on challan, please contact A.O for challan correction</p>

# 3. Brief Steps for Online Correction: Add/Delete Pension/Interest Income of Specified Senior Citizen - Annexure-III

This feature enables Deductor to Add/Delete Salary Details in Annexure-III, it is available from FY 2021-22 onwards.

- Digital Signature Certificate should be registered on TRACES before making this correction, However, regular statement should be processed from TRACES.

**Step 1 :** Login to TRACES website with your “**User ID**”, “**Password**”, “**TAN of the Deductor**” and the “**Verification Code**”. Landing page will be displayed on Screen.

**Step 2 :** Go to “**Request for correction**” under “**Defaults**” menu

**Step 3 :** Enter relevant **Financial Year, Quarter, Form Type** and **Correction category** should be “**Online**” and Click on “**Submit Request**” button . Request will be available under “**Track Correction Request**” .When request status become “**Available**” click on Available / In progress status to proceed with the correction.

**Step 4: Validate KYC using** DSC supported KYC option.

**Note:** Digital Signature Supported KYC Validation Screen will appear only if Digital Signature is registered.

**Step 5:** After KYC validation, select the **Type of Correction Category** from the drop down as “**Add/Delete Pension/Interest of Specified Senior Citizen- Annexure-III**” .

- Make the required corrections in the selected file. Click on “**Submit for Processing**” to submit your correction (Only Available to Admin User).
- 15 digits token number will be generated and mailed to Registered e-mail ID.

## 4. Status of Online Correction Requests

- **Requested** - When user submits request for correction.
- **Initiated** - Request for correction is initiated.
- **Available** - Request for correction is accepted and statement is made available for correction. User can start correction on the statement. Clicking on the hyperlink will take user to validation screen. Once user clicks on request with '**Available**' status, status of request / statement will change to '**In Progress**'.
- **Failed** - Request cannot be made available due to technical error. User can re-submit request for same details.
- **In Progress** - User is working on a statement. Clicking on the hyperlink will take user to validation screen.
- **Submitted to Admin User** - Sub-user has to submitted correction statement to Admin User.
- **Submitted to ITD** - Admin User has submitted correction statement to ITD for processing.
- **Processed** - Statement has been processed by TDS CPC (either for Form 26AS or for defaults).
- **Rejected** - Statement has been rejected by TDS CPC after processing. Rejection reasons will be displayed in '**Remarks**' column.

# 5. Pictorial guide for Online Correction: Add/Delete Pension/Interest Income of Specified Senior Citizen - Annexure-III

Step 1 : Login to TRACES website with your “User ID”, “Password”, “TAN of the Deductor” and the “Verification Code”

**TDS** Centralized Processing Cell | **TRACES** TDS Reconciliation Analysis and Correction Enabling System

Government of India  
Income Tax Department

Home **Deductor** Tax Payer PAO **Help**

Login as :  Deductor  Taxpayer  PAO

**Deductor Login**

User Id\*  ?

Password\*

TAN for Deductor\*

Verification Code\* Click to refresh image

Enter text as in above image\*

**Login**

[Register as New User](#) [Forgot Password?](#) [Forgot User Id?](#)

**For Deductors:**

- If you are not yet registered in TRACES, you may login for first time with existing User Id & Password as provided by TIN and your TAN
- If you are unable to login with TIN User Id & Password, please register as new user in TRACES
- If you are already registered in TRACES, please login with your registered User Id, Password & TAN

**Common Note:**

- This website uses cookies to maintain user preference and session information. Disabling cookies in your browser might not allow you to perform certain activities

For more details on any screen, click on Help icon

Select Deductor option

Enter user id and password

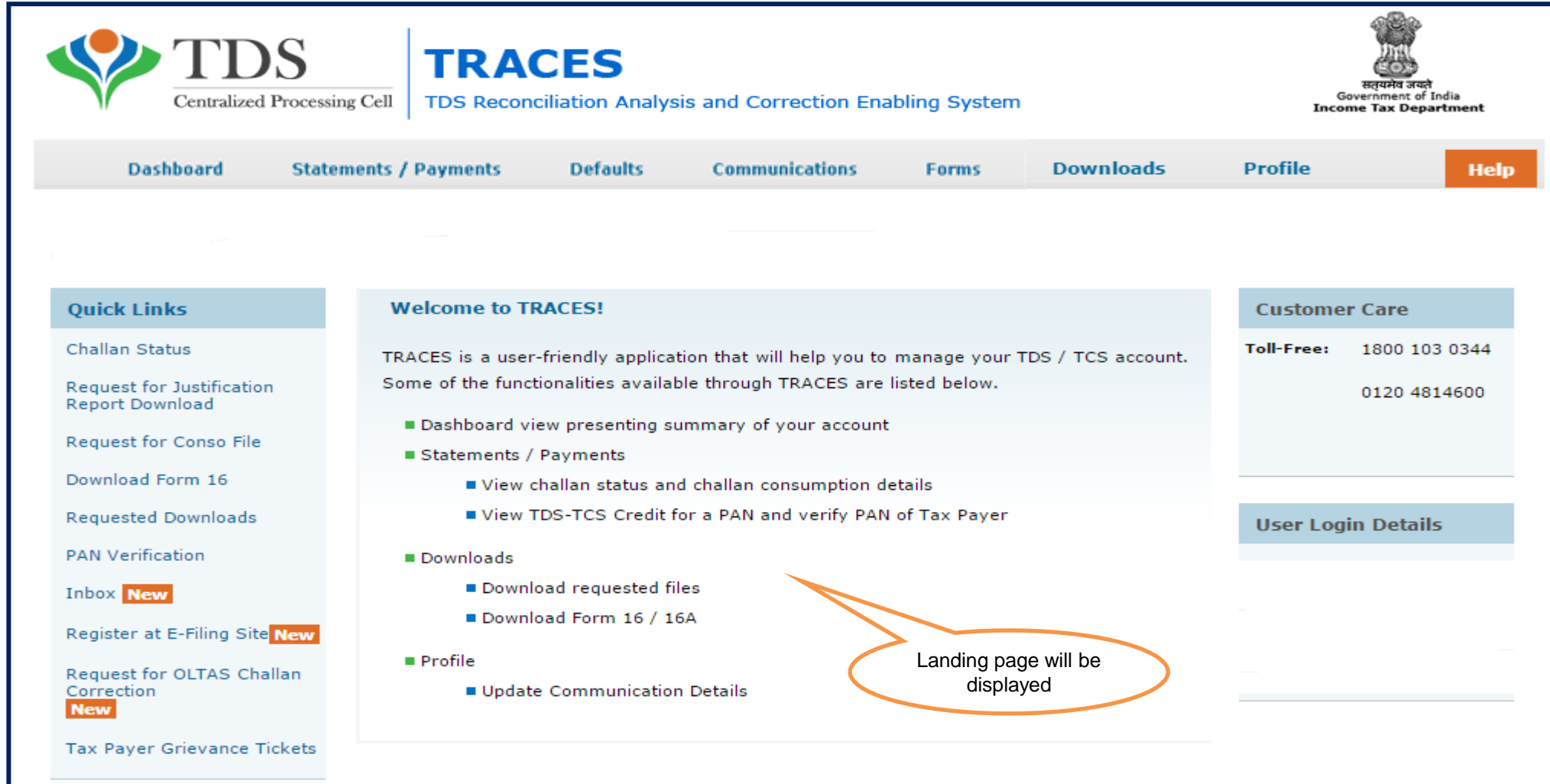
Click on ? icon next for more details

Mention TAN of Deductor

Enter the text as displayed then click on Login button

# 5. Pictorial guide for Online Correction: Add/Delete Pension/Interest Income of Specified Senior Citizen - Annexure-III

## Welcome Page



The screenshot shows the TRACES (TDS Reconciliation Analysis and Correction Enabling System) Welcome Page. The page features a navigation bar with links for Dashboard, Statements / Payments, Defaults, Communications, Forms, Downloads, Profile, and Help. The main content area is divided into three columns: Quick Links, Welcome to TRACES!, and Customer Care. The Quick Links column lists various services such as Challan Status, Request for Justification Report Download, Request for Conso File, Download Form 16, Requested Downloads, PAN Verification, Inbox (New), Register at E-Filing Site (New), Request for OLTAS Challan Correction (New), and Tax Payer Grievance Tickets. The Welcome to TRACES! section provides a brief introduction to the system and lists its functionalities: Dashboard view, Statements / Payments (View challan status and consumption details, View TDS-TCS Credit for a PAN), Downloads (Download requested files, Download Form 16 / 16A), and Profile (Update Communication Details). The Customer Care section provides toll-free numbers: 1800 103 0344 and 0120 4814600. A User Login Details section is also visible. An orange callout bubble points to the 'Landing page will be displayed' text.

**TDS**  
Centralized Processing Cell

**TRACES**  
TDS Reconciliation Analysis and Correction Enabling System

सत्यमेव जयते  
Government of India  
Income Tax Department

Dashboard Statements / Payments Defaults Communications Forms Downloads Profile **Help**

**Quick Links**

- Challan Status
- Request for Justification Report Download
- Request for Conso File
- Download Form 16
- Requested Downloads
- PAN Verification
- Inbox **New**
- Register at E-Filing Site **New**
- Request for OLTAS Challan Correction **New**
- Tax Payer Grievance Tickets

**Welcome to TRACES!**

TRACES is a user-friendly application that will help you to manage your TDS / TCS account. Some of the functionalities available through TRACES are listed below.

- Dashboard view presenting summary of your account
- Statements / Payments
  - View challan status and challan consumption details
  - View TDS-TCS Credit for a PAN and verify PAN of Tax Payer
- Downloads
  - Download requested files
  - Download Form 16 / 16A
- Profile
  - Update Communication Details

**Customer Care**

**Toll-Free:** 1800 103 0344  
0120 4814600

**User Login Details**

Landing page will be displayed

# 5. Pictorial guide for Online Correction: Add/Delete Pension/Interest Income of Specified Senior Citizen - Annexure-III

Step 2 : Click on “Request for correction” under “ Defaults“ Tab

The screenshot displays the TRACES (TDS Reconciliation Analysis and Correction Enabling System) web portal. At the top, there is a navigation bar with links for Home, About Us, Contact Us, e-Tutorials, Related Links, and Logout. A search bar is also present. The main header includes the TDS logo, the TRACES title, and the Government of India Income Tax Department logo. Below the header is a navigation menu with tabs for Dashboard, Statements / Payments, Defaults, Communications, Forms, Downloads, Profile, and Help. The 'Defaults' tab is selected, and a dropdown menu is open, showing options such as View Default Summary, Request for Correction, Request for Justification Report Download, Track Correction Request, View Saved Statements, Corrections Ready For Submission Tag / Replace Challan, Track Request for Tag / Replace Challan, and Download. The 'Request for Correction' option is highlighted in blue. An orange callout bubble points to this option with the text 'Select “ Request for correction “'. The main content area features a 'Welcome to TRACES!' message and a list of functionalities categorized into Dashboard view, Statements / Payments, Downloads, and Profile. A 'Quick Links' sidebar on the left provides shortcuts for various services, and a 'Customer Care' section on the right lists toll-free numbers.

# 5. Pictorial guide for Online Correction: Add/Delete Pension/Interest Income of Specified Senior Citizen - Annexure-III

Step 3 : Enter relevant Financial Year, Quarter, Form Type and Correction category should be “Online” and Click on “Submit Request” button

The screenshot displays the TRACES (TDS Reconciliation Analysis and Correction Enabling System) interface. At the top, there are logos for TDS Centralized Processing Cell and the Government of India Income Tax Department. A navigation bar contains several menu items: Dashboard, Statements / Payments, Defaults (highlighted), Communications, Forms, Downloads, and Profile. A yellow 'Help' button is located on the right side. The main heading is 'Request for Correction'. Below this, there are four informational notes:

- Enter details below and submit to enable correction for a statement. Correction cannot be filed if regular statement was filed as a paper return.
- Note : In case relevant requested statement for Offline correction has more than 5 lakh Deductee Detail rows (combined count of Annexure 1 and 2), the request will not be provisioned.
- Sub-User can only save the changes done in online correction but cannot submit the online correction request to ITD. Only Admin user can submit the Online correction to ITD.
- PAN of the Authorized Person should be same as TRACES Profile and in TDS Statement.

The form fields are as follows:

- Financial Year\*: 2021-22
- Quarter\*: Q4
- Form Type\*: 24Q
- Correction Category\*: Online

A 'Submit Request' button is positioned below the form fields.

Enter Financial Year, Quarter and Form Type, correction category .

Click on Submit Request

# 5. Pictorial guide for Online Correction: Add/Delete Pension/Interest Income of Specified Senior Citizen - Annexure-III

## Step 3(Contd.): Request Number will be generated

The screenshot displays the TDS TRACES portal interface. At the top left, the TDS logo and 'Centralized Processing Cell' are visible. The TRACES logo and 'TDS Reconciliation Analysis and Correction Enabling System' are in the top center. The Government of India Income Tax Department logo is at the top right. A navigation bar contains 'Dashboard', 'Statements / Payments', 'Defaults' (highlighted), 'Communications', 'Forms', 'Downloads', and 'Profile'. A 'Help' button is on the right. The main content area shows a confirmation message: 'Request for correction for Form 24Q of FY 2021-22 and Quarter Q4 has been submitted. Request Number is [redacted] Request Date 2-June-2021. You may check status of the request through 'Track Correction Request' under 'Defaults' menu. Correction can be started once request status is 'Available'. For Type 1 correction, challan correction and PAN correction have been enabled.' Below the message is a blue button labeled 'Go to Track Correction Request'. Two callout boxes are present: one pointing to the 'Request Number' field with the text 'Request Number generated', and another pointing to the 'Go to Track Correction Request' button with the text 'Click here to status under Track Correction Request'.

Request Number generated

Request for correction for Form 24Q of FY 2021-22 and Quarter Q4 has been submitted. Request Number is [redacted] Request Date 2-June-2021. You may check status of the request through 'Track Correction Request' under 'Defaults' menu. Correction can be started once request status is 'Available'. For Type 1 correction, challan correction and PAN correction have been enabled.

Go to Track Correction Request

Click here to status under Track Correction Request

# 5. Pictorial guide for Online Correction: Add/Delete Pension/Interest Income of Specified Senior Citizen - Annexure-III

Step 3(Contd.): Request will be available under “Track Correction Request”

**Track Correction Request**

Please select one of the below Search Options

Request Number  Date  View All

Enter Request Number (Search Option 1) or Request Date (Search Option 2) or “view all” (Search option 3) to view all the Request status

**Correction Request Details**

- Click on a row to select it and click on status as 'Available' or 'In Progress' to start or work on correction for a statement
- Click on a row to select it and enter User Id in 'Assign To' field and submit to assign the statement to another user
- View the Latest Token Number by clicking on the 'New Token Number' given for the respective correction statement

Request Date	Request Number	Financial Year	Quarter	Form Type	Latest Token Number	Status	Correction Category	Remarks	New Token Number	Assigned To	Processed Date	Download	Upload
24-Jun-2019	62407	2021-22	Q4	24Q	4100XXXXXXXX140	Available	Online			XXXXXXXXXX			

Page 1 of 1 View 1 - 1 of 1

Cancel Statement

Click on “Available” or “In Progress” status to initiate online correction

**Available Status** - Request for correction is accepted and statement is made available for correction. User can start correction on the statement. Clicking on the hyperlink will take user to validation screen. Once user clicks on request with '**Available**' status, status of request / statement will change to '**In Progress**'.

**In Progress Status-** User is working on a statement. Clicking on the hyperlink will take user to validation screen.

# 5. Pictorial guide for Online Correction: Add/Delete Pension/Interest Income of Specified Senior Citizen - Annexure-III

## Step 4: Validate KYC using DSC supported KYC option.

The screenshot shows the TRACES portal interface. At the top, there are logos for TDS Centralized Processing Cell and TRACES (TDS Reconciliation Analysis and Correction Enabling System), along with the Government of India Income Tax Department logo. A navigation menu includes Dashboard, Statements / Payments, Defaults, Communications, Forms, Downloads, Profile, and Help. The main content area is titled 'Choose KYC Flow'. An information box states: 'Since you have Digital Signature registered on TRACES, you do not require KYC to access all downloads, update profile, submit online correction without separate KYC for all functionalities or You can opt for a normal KYC Validation separately for each functionality without digital Signature'. Below this, there are two radio button options: 'Digital Signature supported KYC validation' (which is selected) and 'Normal KYC Validation (Without Digital Signature)'. A note below the options says: 'Digital Signature will be validated for "Digital Signature supported KYC validation" option'. At the bottom left, there is a 'Validate DSC' button. Three callout bubbles are present: one pointing to the selected radio button with the text 'Select Digital Signature supported KYC validation option', one pointing to the information box with the text 'Important Note', and one pointing to the 'Validate DSC' button with the text 'Click here to validate DSC'.

- Digital Signature Support KYC validation screen will appear only if Digital Signature is registered. Deductor can register/re register their Digital Signature in Profile. Please refer – Digital Signature Certificate Registration E-Tutorial for more information.
- Normal KYC Validation (without Digital Signature) – User can opt a normal KYC validation separately for each functionality without digital signature.
- Authentication Code will not appear on the screen in case DSC Supported KYC.

# 5. Pictorial guide for Online Correction: Add/Delete Pension/Interest Income of Specified Senior Citizen - Annexure-III

## Step 4 (Contd.): Validate KYC using DSC supported KYC option

The screenshot shows the TDS TRACES portal interface. The main window displays the TDS logo and the TRACES system name. A navigation menu includes Dashboard, Statements / Payments, Defaults, Communications, Forms, Downloads, Profile, and Help. A central panel contains information about digital signature validation options, with a 'Validate DSC' button. An emSigner window is overlaid on the page, showing the 'Content to Sign' field with the value 'ABCPA1234A'. Below this is a 'Certificate Store' table listing several certificates. A callout points to the table with the text 'Select required Digital Signature Certificate'. Another callout points to the 'Sign' button with the text 'Click here to proceed further'.

Common Name	Issuer Name	Serial No	Expiry Date
test16	e-Mudhra Sub CA for Cl...	1748778a30	02-07-2020
test15	e-Mudhra Sub CA for Cl...	1748778a39	02-07-2020
test14	e-Mudhra Sub CA for Cl...	1748778a37	02-07-2020
test13	e-Mudhra Sub CA for Cl...	1748778a35	02-07-2020
test12	e-Mudhra Sub CA for Cl...	1748778a33	02-07-2020

# 5. Pictorial guide for Online Correction: Add/Delete Pension/Interest Income of Specified Senior Citizen - Annexure-III

Step 5: After KYC validation, select the Type of Correction Category from the drop down as “Add/Delete Pension/Interest Income of Specified Senior Citizen-Annexure-III”

The screenshot displays the online correction interface. At the top, there are fields for TAN, Financial Year (2021-22), Original RRR Number (6405XXXXXXXX6566), Latest RRR Number (6405XXXXXXXX), Quarter (Q4), and Form Type (24Q). The 'Type of Correction' dropdown menu is open, showing various options. The option 'Add/Delete Pension/Interest Income of Specified Senior Citizen-Annexure-III' is highlighted. A callout points to this option with the text 'Select type of correction from drop down'. Another callout points to the 'View Details' button with the text 'Click on view details'. Below the dropdown, there is a 'Default Summary Details' table with columns for 'Reported Interest / Claimed Statement' and 'Payable (₹)'. The table lists various correction items and their corresponding payable amounts.

	Reported Interest / Claimed Statement	Payable (₹)
1 Short Payment	0.00	0.00
2(a) Short Deduction (Annexure - II)	600402.40	600402.40
2(b) Short Deduction (Annexure - III)	3982.40	3982.40
3 Interest on Payments Default u/s 201(1A)		
3(a) Interest on Short Payment *	0.00	0.00
3(b) Interest on Late Payment	0.00	0.00
3(c) Additional Late Payment interest against the processing of latest correction	NA	NA
4 Interest on Deduction Default u/s 201(1A)		
4(a) Interest on Short Deduction **	6038.00	6038.00
4(b) Interest on Late Deduction	0.00	0.00
4(c) Additional Late Deduction interest against the processing of latest correction	NA	NA
5 Late Filing Fee u/s 234E		
5(a) Late Filing Levy	0.00	0.00
5(b) Additional Late Filing levy against the processing of latest correction	NA	NA
6 Interest u/s 220(2)	NA	NA
<b>Total Payable (₹)</b>		<b>610422.80</b>
<b>Net Payable (Rounded-Off) (₹)</b>		<b>610420.00</b>

View Help for Default Summary Details

# 5. Pictorial guide for Online Correction: Add/Delete Pension/Interest Income of Specified Senior Citizen - Annexure-III

## Add/Delete Pension/Interest Income of Specified Senior Citizen - Annexure-III : Default Deductee

Type: .....Select..... [View Details](#)

### Add/Delete Pension/Interest Income of Specified Senior Citizen - Annexure - III

**Default Deductees** | All Deductees | Add New Deductees

**Default Deductees** will show the Deductee rows with defaults

Enter PAN as per statement and click on 'Search' to display the deductee row for the entered PAN. Click on 'Reset Search' to remove the filter

PAN as per Statement\*  [Search](#) [Reset Search](#)

Search either through PAN filter or DD (Deductee details) Record Number filter

Enter Deductee Record Number as per statement and click on 'Search' to display the deductee row. Click on 'Reset Search' to remove the filter

DD Record Number\*  [Search](#) [Reset Search](#)

Please select a row and click on 'Delete Deductee' to delete deductee details

Correction is not allowed for those deductee row/s on which 26A has been filed

# 5. Pictorial guide for Online Correction: Add/Delete Pension/Interest Income of Specified Senior Citizen - Annexure-III

## Add/Delete Pension/Interest Income of Specified Senior Citizen - Annexure-III : Default Deductee

**i** Please select a row and click on 'Delete Deductee' to delete deductee details

**i** Correction is not allowed for those deductee row/s on which 26A has been filed

Select the Deductee row which is required to be deleted

Whether opting for taxation u/s 115BAC* [Yes/No]	DD Record Number	PAN of Specified Senior Citizen* (1)	Name of the Specified Senior Citizen* (2)	Deductee type('S' for senior citizen & 'O' for super senior citizen)* (3)	Gross Pension as per provisions contained in clause (ii) section 17(1) (₹)* (4)	Deduction under Section 16(ia) (₹)* (Deductible Amount up to Rs. 50000) (5)	Deduction under Section 16 (iii) (₹)* (6)	Total of Deduction under section 16 (₹)* (7) (5+6)	Income under the head 'Salaries' (₹)* (8) 4-(5+6)	Interest Income under the head other sources paid by the specified bank(₹)* (9)	Gross total Income (₹)* (10) (8+9)
<input type="checkbox"/> No	3	xxxxxxxx	ABHISHEK MEHTA	S	800,000.00	40,000.00	6,000.00	46,000.00	754,000.00	46,000.00	800,000.00
<input type="checkbox"/> No	4	xxxxxxxx	ABHISHEK MEHTA	S	800,000.00	40,000.00	6,000.00	46,000.00	754,000.00	46,000.00	800,000.00

Deleted Row     Edited Row (This row has been edited in PAN correction only)

   After selecting Deductee row ,click here to delete Deductee row .

[View Default Summary](#)

# 5. Pictorial guide for Online Correction: Add/Delete Pension/Interest Income of Specified Senior Citizen - Annexure-III

Add/Delete Pension/Interest Income of Specified Senior Citizen - Annexure-III : Default Deductee- After clicking on “Delete Deductee Row” button a confirmation pop-up will be displayed on screen

Please select a row and click on 'Delete Deductee' to d

Correction is not allowed for those deductee row/s on

10.48.147.201:8080 says

Do you want to delete deductee row?

Whether opting for taxation u/s 115BAC* [Yes/No]	DD Record Number	PAN of Specified Senior Citizen* (1)	Name of the Specified Senior Citizen* (2)	Deductee type('S' for senior citizen & 'O' for super senior citizen)* (3)	Gross Pension as per provisions contained in clause (ii) section 17(1) (₹)* (4)	Deduction under Section 16 (ia) (₹)* (Deductible Amount up to Rs. 50000) (5)	Deduction under Section 16 (iii) (₹)* (6)	Total Deduction under (7)	Income under the head 'Salaries' (₹)* (8)	Interest Income under the head other sources paid by the specified bank (₹)* (9)	Gross total Income (₹)* (10) (8+9)
<input type="checkbox"/> No	3	xxxxxxxxxx	ABHISHEK MEHTA	S	800,000.00	40,000.00	6,000.00	46,000.00	754,000.00	46,000.00	800,000.00
<input type="checkbox"/> No	4	xxxxxxxxxx	ABHISHEK MEHTA	S	800,000.00	40,000.00	6,000.00	46,000.00	754,000.00	46,000.00	800,000.00

Deleted Row     Edited Row (This row has been edited in PAN correction only)

[Delete Deductee Row](#)

[View Default Summary](#)

[Proceed to correction statement](#)

[Submit Correction Statement](#)

Click here to proceed further (pointing to OK button)

Click here to return to the same screen with row selected (pointing to Cancel button)

# 5. Pictorial guide for Online Correction: Add/Delete Pension/Interest Income of Specified Senior Citizen - Annexure-III

Add/Delete Pension/Interest Income of Specified Senior Citizen - Annexure-III : Default Deductee- After clicking on 'OK' deleted row will highlight in red colour

Please select a row and click on 'Delete Deductee' to delete deductee details

Correction is not allowed for those deductee row/s on which 26A has been filed

Whether opting for taxation u/s 115BAC* [Yes/No]	DD Record Number	PAN of Specified Senior Citizen* (1)	Name of the Specified Senior Citizen* (2)	Deductee type('S' for senior citizen & 'O' for super senior citizen)* (3)	Gross Pension as per provisions contained in clause (ii) section 17(1) (₹)* (4)	Deduction under Section 16(ia) (₹)* (Deductible Amount up to Rs. 50000) (5)	Deduction under Section 16 (iii) (₹)* (6)	Total of Deduction under section 16 (₹)* (7) (5+6)	Income under the head 'Salaries' (₹)* (8) 4-(5+6)	Interest Income under the head other sources paid by the specified bank(₹)* (9)	Gross total Income (₹)* (10) (8+9)	
<input type="checkbox"/>	No	3	XXXXXXXXXX	ABHISHEK MEHTA	S	800,000.00	40,000.00	6,000.00	46,000.00	754,000.00	46,000.00	800,000.00
<input type="checkbox"/>	No	4	XXXXXXXXXX	ABHISHEK MEHTA	S	800,000.00	40,000.00	6,000.00	46,000.00	754,000.00	46,000.00	800,000.00

Deleted Row    Edited Row (This row has been edited in PAN correction only)

Delete Deductee Row

[View Default Summary](#)

Proceed to correction statement

[Submit Correction Statement](#)

Deleted deductee row will be highlighted in red colour

Yellow highlighted row is edited in PAN correction only

# 5. Pictorial guide for Online Correction: Add/Delete Pension/Interest Income of Specified Senior Citizen - Annexure-III

## Add/Delete Pension/Interest Income of Specified Senior Citizen - Annexure-III : All Deductee

**File Correction**

.....xxxxxxxx	<b>Original RRR Number</b>	6405XXXXXXXX6566	<b>Latest RRR Number</b>	6405XXXXXXXX6566
2021-22	<b>Quarter</b>	Q4	<b>Form Type</b>	24Q

.....Select..... [View Details](#)

**Add/Delete Pension/Interest Income of Specified Senior Citizen - Annexure - III**

[Default Deductees](#) [All Deductees](#) [Add New Deductees](#)

**i** Enter PAN as per statement and click on 'Search' to display the deductee row for the entered PAN. Click on 'Reset Search' to remove the filter

PAN as per Statement\*  [Search](#) [Reset Search](#)

**i** Enter Deductee Record Number as per statement and click on 'Search' to display the deductee row. Click on 'Reset Search' to remove the filter

DD Record Number\*  [Search](#) [Reset Search](#)

[View Default Summary](#)

**Proceed to correction statement**

[Submit Correction Statement](#)

*Annotations:*

- Click on "All Deductee" to view all Deductees
- Search Deductee row by mentioning Pan as per statement
- Search Deductee row by mentioning DD Record Number

# 5. Pictorial guide for Online Correction: Add/Delete Pension/Interest Income of Specified Senior Citizen - Annexure-III

Add/Delete Pension/Interest Income of Specified Senior Citizen - Annexure-III: All Deductee:- Deductee rows will appear on the screen

Please select a row and click on 'Delete Deductee' to delete deductee details

Correction is not allowed for those deductee row/s on which 26A has been filed

Select the Deductee row which is required to be deleted

Whether opting for taxation u/s 115BAC* [Yes/No]	DD Record Number	PAN of Specified Senior Citizen* (1)	Name of the Specified Senior Citizen* (2)	Deductee type('S' for senior citizen & 'O' for super senior citizen)* (3)	Gross Pension as per provisions contained in clause (ii) section 17(1) (₹)* (4)	Deduction under Section 16(ia) (₹)* (Deductible Amount up to Rs. 50000) (5)	Deduction under Section 16 (iii) (₹)* (6)	Total of Deduction under section 16 (₹)* (7) (5+6)	Income under the head 'Salaries' (₹)* (8) 4-(5+6)	Interest Income under the head other sources paid by the specified bank(₹)* (9)	Gross total Income (₹)* (10) (8+9)
<input type="checkbox"/> No	3	xxxxxxxx	ABHISHEK MEHTA	S	800,000.00	40,000.00	6,000.00	46,000.00	754,000.00	46,000.00	800,000.00
<input type="checkbox"/> No	4	xxxxxxxx	ABHISHEK MEHTA	S	800,000.00	40,000.00	6,000.00	46,000.00	754,000.00	46,000.00	800,000.00

Deleted Row     Edited Row (This row has been edited in PAN correction only)

[View Default Summary](#)

After selecting Deductee row ,click here to delete Deductee row .

# 5. Pictorial guide for Online Correction: Add/Delete Pension/Interest Income of Specified Senior Citizen - Annexure-III

Add/Delete Pension/Interest Income of Specified Senior Citizen - Annexure-III: All Deductee- After deleting, Deductee row will appear in red colour

Please select a row and click on 'Delete Deductee' to delete deductee details

Correction is not allowed for those deductee row/s on which 26A has been filed

Whether opting for taxation u/s 115BAC [Yes/No]	DD Record Number	PAN of Specified Senior Citizen <sup>a</sup> (1)	Name of the Specified Senior Citizen <sup>a</sup> (2)	Deductee type('S' for senior citizen & 'O' for super senior citizen) <sup>a</sup> (3)	Gross Pension as per provisions contained in clause (ii) section 17(1) (₹) <sup>a</sup> (4)	Deduction under Section 16(ia) (₹) <sup>a</sup> (Deductible Amount up to Rs. 50000) (5)	Deduction under Section 16 (iii) (₹) <sup>a</sup> (6)	Total of Deduction under section 16 (₹) <sup>a</sup> (5+6) (7)	Income under the head Salaries <sup>a</sup> (₹) (8) 4-(5+6)	Interest Income under the head other sources paid by the specified bank(₹) <sup>a</sup> (9)	Gross total Income (₹) <sup>a</sup> (10) (8+9)
<input type="checkbox"/> No	3	XXXXXXXXXX	ABHISHEK MEHTA	S	800,000.00	40,000.00	6,000.00	46,000.00	754,000.00	46,000.00	800,000.00
<input checked="" type="checkbox"/> No	4	XXXXXXXXXX	ABHISHEK MEHTA	S	800,000.00	40,000.00	6,000.00	46,000.00	754,000.00	46,000.00	800,000.00

Deleted Row    Edited Row (This row has been edited in PAN correction only)

Delete Deductee Row

[View Default Summary](#)

Proceed to correction statement

[Submit Correction Statement](#)

Deleted deductee row will be highlighted in red colour

# 5. Pictorial guide for Online Correction: Add/Delete Pension/Interest Income of Specified Senior Citizen - Annexure-III

## Important Information on Add/Delete Pension/Interest Income of Specified Senior Citizen - Annexure-III: : Add New Deductees

- PAN should be valid. In the absence of valid PAN for newly added Deductee row, kindly mention “PANNOTAVBL”.
- Date to which employed with current employer should be within the Financial Year as per the selected statement.
- Income Tax on Total Taxable Income should be less than or equal to Total Taxable Income.
- In case “Option for taxation u/s 115BAC” is Yes, deduction under section 16 and under chapter VIA are not allowed.
- Deductor needs to select, Deductee type as “S” (age bracket of 75 to 80 years) incase of Senior Citizens and “O” (age > or = 80 years) in case of Super Senior Citizens.

Note: Individual PAN which is quoted in Annexure-II should not be quoted in Annexure-III under Form 24Q,Q4 (as per provision of Section 194P).

# 5. Pictorial guide for Online Correction: Add/Delete Pension/Interest Income of Specified Senior Citizen - Annexure-III

## Add/Delete Pension/Interest Income of Specified Senior Citizen - Annexure-III: Add New Deductees (contd..)

**File Correction**

<b>TAN</b>	XXXXXXXXXX	<b>Original RRR Number</b>	6405XXXXXXXX6566	<b>Latest RRR Number</b>	6405XXXXXXXX6566
<b>Financial Year</b>	2021-22	<b>Quarter</b>	Q4	<b>Form Type</b>	24Q

**Type of Correction**  [View Details](#)

**Add/Delete Pension/Interest Income of Specified Senior Citizen - Annexure - III**


[Default Deductees](#) | [All Deductees](#) | [Add New Deductees](#)

**Add Deductee Rows for Pension (194P)**

**i** In the absence of valid PAN for the newly added deductee row, kindly enter 'PANNOAVBL'

**i** Select a row to update deductee details and click on 'Update Deductee' to save. Select a row and click on 'Remove Deductee Row' to remove the added deductee row from the table below. The PAN change action status column indicates whether the PAN entered is valid or not.

**i** In case "option for taxation u/s 115BAC" is Yes, deductions under section 16 and under chapter VIA are not allowed.



# 5. Pictorial guide for Online Correction: Add/Delete Pension/Interest Income of Specified Senior Citizen - Annexure-III

## Add/Delete Pension/Interest Income of Specified Senior Citizen - Annexure-III: Add New Deductees (contd..)

### Add Deductee Rows for Pension (194P)

1 In the absence of valid PAN for the newly added deductee row, kindly enter 'PANNOTAVBL'

In the absence of valid PAN for newly added Deductee row, kindly mention "PANNOTAVBL"

1 Select a row to update deductee details and click on 'Update Deductee' to save. Select a row and click on 'Remove Deductee Row' to remove the added deductee row from the table below. The PAN change action status column indicates whether the PAN entered is valid or not

1 In case "option for taxation u/s 115BAC" is Yes, deductions under section 16 and under chapter VIA are not allowed.

Whether opting for taxation u/s 115BAC* [Yes/No]	PAN of Specified Senior Citizen*	Name of the Specified Senior Citizen*	Deductee type('S' for senior citizen & 'O' for super senior citizen)*	Gross Pension as per provisions contained in clause (ii) section 17(1)(i)*	Deduction under Section 16(ia) (₹)* (Deductible Amount up to Rs. 50000)	Deduction under Section 16 (iii) (₹)*	Total of Deduction under section 16 (₹)* (5+6)	Income under the head 'Salaries' (₹)* (8) 4-(5+6)	Interest Income under the head other sources paid by the specified bank(₹)* (9)	Gross total Income (₹)* (10) (8+9)	Deduction in respect of life insurance premia, contributions to provident fund etc. u/s 80C(₹)* (Gross Amount) (11)	Deduction in respect of life insurance premia, contributions to provident fund etc. u/s 80C(₹)* (Deductible Amount) (12)	Deduct in resp of contrib on to certa pensio funds u/s 80CCC(₹)* (Gross Amount) (13)
--	----------------------------------	---------------------------------------	---	--	--	---------------------------------------	---	---	--	--	---	--	--

[Add Deductee Row](#) [Update Deductee](#) [Remove Deductee Row](#)

[View Default Summary](#)

[Proceed to correction statement](#)

[Submit Correction Statement](#)

Click here to add Deductee row

# 5. Pictorial guide for Online Correction: Add/Delete Pension/Interest Income of Specified Senior Citizen - Annexure-III

## Add/Delete Pension/Interest Income of Specified Senior Citizen - Annexure-III: Add New Deductees (contd..)

	(2)	citizen)* (3)	(4)	50000) (5)	(6)	(5+6)	4-(5+6)	(9)	(8+9)	(Gross Amount) (11)	(Deductible Amount) (12)	(Gross Amount) (13)	
Whether opting for taxation u/s 115BAC* [Yes/No]	PAN of Specified Senior Citizen*	Name of the Specified Senior Citizen*	Deductee type('S' for senior citizen & 'O' for super senior citizen)* (3)	Gross Pension as per provisions contained in clause (ii) section 17(1)(i)* (4)	Deduction under Section 16(ia) (₹)* (Deductible Amount up to Rs. 50000) (5)	Deduction under Section 16 (iii) (₹)* (6)	Total of Deduction under section 16 (₹)* (7)	Income under the head 'Salaries' (₹)* (8)	Interest Income under the head other sources paid by the specified bank(₹)* (9)	Gross total Income (₹)* (10)	Deduction in respect of life insurance premia, contributions to provident fund etc. u/s 80C(₹)* (11)	Deduction in respect of life insurance premia, contributions to provident fund etc. u/s 80C(₹)* (12)	Deduction in respect of contribution to certain pension funds u/s 80CCC(₹)* (13)
--Select--				0.00	0.00	0.00	0.00	0.00	0.00	0.00	0.00	0.00	0.00

Enter the valid data to add a deductee

Enter value for the Deductee

Save Deductee  
View Default Summary  
Proceed to correction statement  
Submit Correction Statement

**Note:** In case “Option for taxation u/s 115BAC” is ‘Yes’, then Deduction under section 16 and under chapter VIA are not applicable.

# 5. Pictorial guide for Online Correction: Add/Delete Pension/Interest Income of Specified Senior Citizen - Annexure-III

## Add/Delete Pension/Interest Income of Specified Senior Citizen - Annexure-III: Add New Deductees (contd..)

Enter the valid data to add a deductee

Sl. No.	Income under the head 'Salaries' (₹)*	Interest Income under the head other sources paid by the specified bank(₹)*	Gross total Income (₹)*	Deduction in respect of life insurance premia, contributions to provident fund etc. u/s 80C(₹)*	Deduction in respect of life insurance premia, contributions to provident fund etc. u/s 80C(₹)*	Deduction in respect of contribution to certain pension funds u/s 80CCC(₹)*	Deduction in respect of contribution to certain pension funds u/s 80CCC(₹)*	Deduction in respect of contribution by taxpayer to pension scheme u/s 80CCD(1)(₹)*	Deduction in respect of contribution by taxpayer to pension scheme u/s 80CCD(1)(₹)*	Deduction in respect of contribution by taxpayer to pension scheme u/s 80CCD(1)(₹)*	Total Deduction u/s 80C, 80CCC and 80CCD(1) [does not exceed Rs. 1,50,000](₹)*	Deductions in respect of amount paid/deposited to notified pension scheme u/s 80CCD (1B) (₹)*
	(8) 4-(5+6)	(9)	(10) (8+9)	(11) (Gross Amount)	(12) (Deductible Amount)	(13) (Gross Amount)	(14) (Deductible Amount)	(15) (Gross Amount)	(16) (Deductible Amount)	(17) (Deductible Amount)	(12+14+16)	(18) (Gross Amount)
10	950,000.00	6000	952,000.00	80000	70000	40000	39999	80000	40000		149,999.00	0.00

[Save Deductee](#)  
[View Default Summary](#)  
[Proceed to correction statement](#)  
[Submit Correction Statement](#)

**Note:** In case "Option for taxation u/s 115BAC" is "No", then all field be applicable

# 5. Pictorial guide for Online Correction: Add/Delete Pension/Interest Income of Specified Senior Citizen - Annexure-III

## Add/Delete Pension/Interest Income of Specified Senior Citizen - Annexure-III: Add New Deductees (contd..)

Enter the valid data to add a deductee

Deduction in respect of pension by taxpayer to notified pension scheme u/s 80CCD(1)(ii) (₹) <sup>a</sup> (Deductible Amount) (16)	Total Deduction u/s 80C, 80CCC and 80CCD(1) [does not exceed Rs. 1,50,000] (₹) <sup>a</sup> (Deductible Amount) (17) (12+14+16)	Deductions in respect of amount paid/deposited to notified pension scheme u/s 80CCD (1B) (₹) <sup>a</sup> (Gross Amount) (18)	Deductions in respect of amount paid/deposited to notified pension scheme u/s 80CCD (1B) (₹) <sup>a</sup> (Deductible Amount) (Deductible Amount up to Rs. 50000) (19)	Deduction in respect of health insurance premia u/s 80D (₹) <sup>a</sup> (Gross Amount) (20)	Deduction in respect of health insurance premia u/s 80D (₹) <sup>a</sup> (Deductible Amount) (21)	Deduction in respect of loan taken for higher education u/s 80E (₹) <sup>a</sup> (Gross Amount) (22)	Deduction in respect of loan taken for higher education u/s 80E (₹) <sup>a</sup> (Deductible Amount) (23)	Deduction in respect of donations to certain funds, charitable institutions, etc. u/s 80G (₹) <sup>a</sup> (Gross Amount) (24)	Deduction in respect of donations to certain funds, charitable institutions, etc. u/s 80G (₹) <sup>a</sup> (Qualifying Amount) (25)	Deduction in respect of donations to certain funds, charitable institutions, etc. u/s 80G (₹) <sup>a</sup> (Deductible Amount) (26)
	149,999.00	100000	40000	2000	2000	2000	2000	1000	500	1000

[Save Deductee](#)

[View Default Summary](#)

[Proceed to correction statement](#)

[Submit Correction Statement](#)

# 5. Pictorial guide for Online Correction: Add/Delete Pension/Interest Income of Specified Senior Citizen - Annexure-III

## Add/Delete Pension/Interest Income of Specified Senior Citizen - Annexure-III: Add New Deductees (contd..)

Enter the valid data to add a deductee

Deduction in respect of health insurance premia u/s 80D(₹) <sup>a</sup> (Gross Amount) (20)	Deduction in respect of health insurance premia u/s 80D(₹) <sup>a</sup> (Deductible Amount) (21)	Deduction in respect of loan taken for higher education u/s 80E(₹) <sup>a</sup> (Gross Amount) (22)	Deduction in respect of loan taken for higher education u/s 80E(₹) <sup>a</sup> (Deductible Amount) (23)	Deduction in respect of donations to certain funds, charitable institutions, etc. u/s 80G(₹) <sup>a</sup> (Gross Amount) (24)	Deduction in respect of donations to certain funds, charitable institutions, etc. u/s 80G(₹) <sup>a</sup> (Qualifying Amount) (25)	Deduction in respect of donations to certain funds, charitable institutions, etc. u/s 80G(₹) <sup>a</sup> (Deductible Amount) (26)	Deduction in respect of interest on deposits in savings account u/s 80TTB(₹) <sup>a</sup> (Gross Amount) (27)	Deduction in respect of interest on deposits in savings account u/s 80TTB(₹) <sup>a</sup> (Qualifying Amount) (28)	Deduction in respect of interest on deposits in savings account u/s 80TTB(₹) <sup>a</sup> (Deductible Amount) (Deductible Amount up to Rs. 50000) (29)	Deduction in respect of maintenance including medical treatment of a dependent who is a person with disability u/s 80DD(₹) <sup>a</sup> (Gross Amount) (30)
2000	2000	2000	2000	1000	1000	1000	60000	60000	50000	1000

[Save Deductee](#)  
[View Default Summary](#)  
[Proceed to correction statement](#)  
[Submit Correction Statement](#)

# 5. Pictorial guide for Online Correction: Add/Delete Pension/Interest Income of Specified Senior Citizen - Annexure-III

## Add/Delete Pension/Interest Income of Specified Senior Citizen - Annexure-III: Add New Deductees (contd..)

**i** Enter the valid data to add a deductee

Deduction in respect of interest on deposits in savings account u/s 80TTB(₹) <sup>a</sup> (Deductible Amount) (Deductible Amount up to Rs. 50000) (29)	Deduction in respect of maintenance including medical treatment of a dependent who is a person with disability u/s 80DD(₹) <sup>a</sup> (Gross Amount) (30)	Deduction in respect of maintenance including medical treatment of a dependent who is a person with disability u/s 80DD(₹) <sup>a</sup> (Qualifying Amount) (31)	Deduction in respect of maintenance including medical treatment of a dependent who is a person with disability u/s 80DD(₹) <sup>a</sup> (Deductible Amount) (32)	Deduction in respect of interest on loan taken for residential house property u/s 80EE(₹) <sup>a</sup> (Gross Amount) (33)	Deduction in respect of interest on loan taken for residential house property u/s 80EE(₹) <sup>a</sup> (Qualifying Amount) (34)	Deduction in respect of interest on loan taken for residential house property u/s 80EE(₹) <sup>a</sup> (Deductible Amount) (35)	Deduction in respect of interest on loan taken for certain house property u/s 80EEA (not covered u/s 80EE)(₹) <sup>a</sup> (Gross Amount) (36)	Deduction in respect of interest on loan taken for certain house property u/s 80EEA (not covered u/s 80EE)(₹) <sup>a</sup> (Qualifying Amount) (37)	Deduction in respect of interest on loan taken for certain house property u/s 80EEA (not covered u/s 80EE)(₹) <sup>a</sup> (Deductible Amount) (38)	Deduction in respect of rents paid u/s 80GG(₹) <sup>a</sup> (Gross Amount) (39)
1000	1000	1000	1000	1000	1000	1000	1000	1000	1000	1000

[Save Deductee](#)  
[View Default Summary](#)  
[Proceed to correction statement](#)  
[Submit Correction Statement](#)

# 5. Pictorial guide for Online Correction: Add/Delete Pension/Interest Income of Specified Senior Citizen - Annexure-III

## Add/Delete Pension/Interest Income of Specified Senior Citizen - Annexure-III: Add New Deductees (contd..)

Enter the valid data to add a deductee

Deduction in respect of interest on loan taken for certain house property u/s 80EEA (not covered u/s 80EE)(₹) <sup>+</sup> (Deductible Amount) (38)	Deduction in respect of rents paid u/s 80GG(₹) <sup>+</sup> (Gross Amount) (39)	Deduction in respect of rents paid u/s 80GG(₹) <sup>+</sup> (Qualifying Amount) (40)	Deduction in respect of rents paid u/s 80GG(₹) <sup>+</sup> (Deductible Amount) (41)	Deduction in respect of contributions given by any person to political parties u/s 80GGC(₹) <sup>+</sup> (Gross Amount) (42)	Deduction in respect of contributions given by any person to political parties u/s 80GGC(₹) <sup>+</sup> (Qualifying Amount) (43)	Deduction in respect of contributions given by any person to political parties u/s 80GGC(₹) <sup>+</sup> (Deductible Amount) (44)	Deduction in case of a person with disability u/s 80U(₹) <sup>+</sup> (Gross Amount) (45)	Deduction in case of a person with disability u/s 80U(₹) <sup>+</sup> (Qualifying Amount) (46)	Deduction in case of a person with disability u/s 80U(₹) <sup>+</sup> (Deductible Amount) (47)	Amount deductible under any other provision of Chapter VI-A(₹) <sup>+</sup> (Gross Amount) (48)
1000	1000	1000	1000	1000	1000	0.00	0.00	0.00	0.00	0.00

[Save Deductee](#)

[View Default Summary](#)

[Proceed to correction statement](#)

[Submit Correction Statement](#)

# 5. Pictorial guide for Online Correction: Add/Delete Pension/Interest Income of Specified Senior Citizen - Annexure-III

## Add/Delete Pension/Interest Income of Specified Senior Citizen - Annexure-III: Add New Deductees (contd..)

**i** Enter the valid data to add a deductee

Amount deductible under any other provision of Chapter VI-A(₹)* (Deductible Amount) (50)	Amount deductible under any other provision of Chapter VI-A(₹)* (Deductible Amount) (50)	Aggregate of deductible amount under Chapter VI-A(₹)* (51) (17+19+21+23+26+29+32+35+38+41+44+47+50)	Total Taxable income (₹)* (52) (10-51)	Tax on total income (₹)* (53)	Rebate under section 87A, (if applicable)(₹)* (54)	Surcharge, wherever applicable (₹)* (55)	Health and education cess (₹)* (56)	Tax Payable (₹)* (57) (53-54+55+56)	Relief under section 89 (₹)* (58)	Net Tax Payable (₹)* (59) (57-58)	
1000	1000	251,999.00	710,001.00	20000	20000	0.00	0.00	0.00	0.00	0.00	PAN

[Save Deductee](#)

[View Default Summary](#)

[Proceed to correction statement](#)

[Submit Correction Statement](#)

# 5. Pictorial guide for Online Correction: Add/Delete Pension/Interest Income of Specified Senior Citizen - Annexure-III

## Add/Delete Pension/Interest Income of Specified Senior Citizen - Annexure-III: Add New Deductees (contd..)

**i** Enter the valid data to add a deductee

Aggregate of deductible amount under Chapter VI-A(₹)*	Total Taxable income (₹)*	Tax on total income (₹)*	Rebate under section 87A, (if applicable)(₹)*	Surcharge, wherever applicable (₹)*	Health and education cess (₹)*	Tax Payable (₹)*	Relief under section 89 (₹)*	Net Tax Payable (₹)*	Action Status
(51)	(52)	(53)	(54)	(55)	(56)	(57)	(58)	(59)	(60)
(17+19+21+23+26+29+32+35+38+41+44+47+50)	(10-51)					(53-54+55+56)		(57-58)	
251,999.00	710,001.00	2000	2000	100	100	200.00	50	150.00	PAN is Valid

[Save Deductee](#) After adding Deductee details ,click here to add /save Deductee details successfully

[View Default Summary](#)

**Proceed to correction statement**

[Submit Correction Statement](#)

# 5. Pictorial guide for Online Correction: Add/Delete Pension/Interest Income of Specified Senior Citizen - Annexure-III

## Add/Delete Pension/Interest Income of Specified Senior Citizen - Annexure-III: Add New Deductees (contd..)

**i** Select a row to update deductee details and click on 'Update Deductee' to save. Select a row and click on 'Remove Deductee Row' to remove the added deductee row from the table below. The PAN change action status column indicates whether the PAN entered is valid or not

**i** In case "option for taxation u/s 115BAC" is Yes, deductions under section 16 and under chapter VIA are not allowed.

Whether opting for taxation u/s 115BAC* [Yes/No]	PAN of Specified Senior Citizen*	Name of the Specified Senior Citizen*	Deductee type('S' for senior citizen & 'O' for super senior citizen)*	Gross Pension as per provisions contained in clause (ii) section 17(1)(i)*	Deduction under Section 16(ia) (₹)* (Deductible Amount up to Rs. 50000)	Deduction under Section 16 (iii) (₹)*	Total of Deduction under section 16 (₹)* (5+6)	Income under the head 'Salaries' (₹)* (8)	Interest Income under the head other sources paid by the specified bank(₹)* (9)	Gross total Income (₹)* (8+9)	Deduction in respect of life insurance premia, contributions to provident fund etc. u/s 80C(₹)* (Gross Amount) (11)	Deduction in respect of life insurance premia, contributions to provident fund etc. u/s 80C(₹)* (Deductible Amount) (12)	Deduction in respect of contribution to certain pension funds u/s 80CCC(₹)* (Gross Amount) (13)
	XXXXXXXXXX												
	XXXXXXXXXX	VIPUL TOMER	S	1,000,000.00	40,000.00	4,000.00	44,000.00	956,000.00	6,000.00	962,000.00	80,000.00	70,000.00	40,000.00
No	PANNOTAVBL	Ravindra	S	200,000.00	40,000.00	40,000.00	80,000.00	120,000.00	40,000.00	160,000.00	40,000.00	40,000.00	40,000.00
Yes	XXXXXXXXXX	Vipul	S	800,000.00	0.00	0.00	0.00	800,000.00	100,000.00	900,000.00	0.00	0.00	
Yes	BKZPT651C	VIPUL TOMER	O	1,500,000.00	0.00	0.00	0.00	1,500,000.00	100,000.00	1,600,000.00	0.00	0.00	

[Add Deductee Row](#)
[Update Deductee](#)
[Remove Deductee Row](#)

[View Default Summary](#)

[Proceed to correction statement](#)

[Submit Correction Statement](#)

Click here to update Deductee

Click here to remove Deductee row if added mistakenly

Click here to submit Correction statement

**Note: Details of Deductee will be removed if the option of taxation u/s 115BAC from New Tax Regime to Old Tax Regime or Vice Versa**

# 5. Pictorial guide for Online Correction: Add/Delete Pension/Interest Income of Specified Senior Citizen - Annexure-III

After clicking on “Submit Correction Statement” Action Summary screen will display to confirm the correction: Sub-User log in

**TDS** Centralized Processing Cell | **TRACES** TDS Reconciliation Analysis and Correction Enabling System | Government of India Income Tax Department

Dashboard | Statements / Payments | Defaults | Communications | Forms | Downloads | Profile | Help

### File Correction

TAN		Original RRR Number	6405XXXXXXXX6566	Latest RRR Number	6405XXXXXXXX6566
Financial Year	2021-22	Quarter	Q4	Form Type	24Q

Type of Correction:  [View Details](#)

#### Action Summary for Q4 of FY 2021-22 for Form 24Q

Correction Type	Change
PAN Errors	<a href="#">View Corrections</a>
Deductee Pension Details Changes(194P)	<a href="#">View Corrections</a>

[Submit To Admin](#) Click here to Submit Correction to Admin User

# 5. Pictorial guide for Online Correction: Add/Delete Pension/Interest Income of Specified Senior Citizen - Annexure-III

After clicking on “Submit Correction Statement” Action Summary screen will display to confirm the correction: Admin-User log in

**TDS** Centralized Processing Cell | **TRACES** TDS Reconciliation Analysis and Correction Enabling System | Government of India Income Tax Department

Dashboard | Statements / Payments | Defaults | Communications | Forms | Downloads | Profile | Help

### File Correction

TAN		Original RRR Number	6405XXXXXXXX6566	Latest RRR Number	6405XXXXXXXX6566
Financial Year	2021-22	Quarter	Q4	Form Type	24Q

Type of Correction:  [View Details](#)

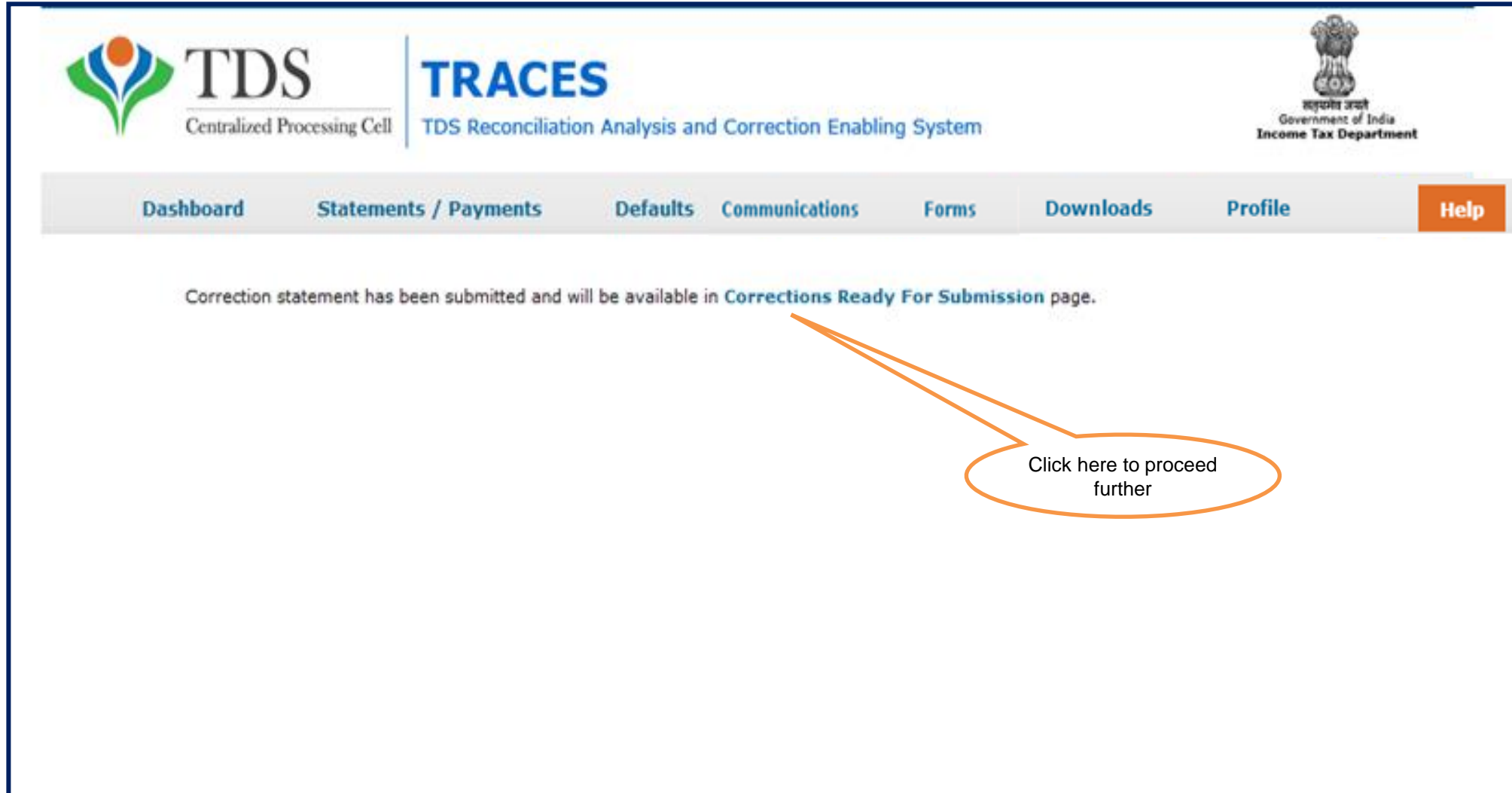
#### Action Summary for Q4 of FY 2021-22 for Form 24Q

Correction Type	Change
PAN Errors	<a href="#">View Corrections</a>
Deductee Pension Details Changes(194P)	<a href="#">View Corrections</a>

[Confirm](#) Click here to confirm the correction

# 5. Pictorial guide for Online Correction: Add/Delete Pension/Interest Income of Specified Senior Citizen - Annexure-III

After confirmation of correction below message will display on screen



The screenshot displays the TDS TRACES portal interface. At the top left, there is the TDS logo (Centralized Processing Cell) and the TRACES logo (TDS Reconciliation Analysis and Correction Enabling System). At the top right, there is the Government of India logo and the text 'Income Tax Department'. Below the logos is a navigation menu with the following items: Dashboard, Statements / Payments, Defaults, Communications, Forms, Downloads, Profile, and Help. The main content area shows a message: 'Correction statement has been submitted and will be available in [Corrections Ready For Submission](#) page.' An orange callout bubble with the text 'Click here to proceed further' points to the link 'Corrections Ready For Submission'.

# 5. Pictorial guide for Online Correction: Add/Delete Pension/Interest Income of Specified Senior Citizen - Annexure-III

Select a row and click on 'View Statement' button to proceed further

The screenshot shows the TDS TRACES interface. At the top, there are logos for TDS Centralized Processing Cell, TRACES (TDS Reconciliation Analysis and Correction Enabling System), and the Government of India Income Tax Department. A navigation bar includes links for Dashboard, Statements / Payments, Defaults, Communications, Forms, Downloads, Profile, and Help. Below this, a section titled "Correction Statements Ready For Submission" contains an information icon and the text: "Select a row and click on 'View Statement' to view Action Summary screen for the statement".

Financial Year	Quarter	Form Type	User Id
2021-22	Q4	24Q	[Redacted]

Below the table, there are two buttons: "View Statement" and "Cancel Statement".

Callouts in the image:

- "Click on row" points to the first row of the table.
- "Click here to proceed further" points to the "View Statement" button.
- "Click here to cancel statement" points to the "Cancel Statement" button.

# 5. Pictorial guide for Online Correction: Add/Delete Pension/Interest Income of Specified Senior Citizen - Annexure-III

After confirmation of correction below screen will display

The screenshot displays the TDS TRACES portal interface. At the top, there are logos for TDS Centralized Processing Cell, TRACES (TDS Reconciliation Analysis and Correction Enabling System), and the Government of India Income Tax Department. A navigation menu includes Dashboard, Statements / Payments, Defaults, Communications, Forms, Downloads, and Profile. A Help button is also present. The main content area is titled 'Action Summary for Q4 of FY 2021-22 for Form 24Q'. Below this, there is an 'Action Summary' section with a table:

Correction Type	Change
PAN Errors	<a href="#">View Corrections</a>
Deductee Pension Details Changes(194P)	<a href="#">View Corrections</a>

Below the table, there are three buttons: [Submit for Processing](#), [Edit Correction Statement](#), and [Back](#). Two callouts are present: one pointing to the 'View Corrections' links in the table with the text 'Click here to View Correction', and another pointing to the 'Submit for Processing' button with the text 'Click here to submit correct statement'.

# 5. Pictorial guide for Online Correction: Add/Delete Pension/Interest Income of Specified Senior Citizen - Annexure-III

Deductor can view saved correction after clicking on 'View Correction' hyperlink

**TDS** Centralized Processing Cell | **TRACES** TDS Reconciliation Analysis and Correction Enabling System

Government of India  
Income Tax Department

Dashboard Statements / Payments Defaults Communications Forms Downloads Profile

Help

Action Summary for Q4 of FY 2021-22 for Form 24Q

**Action Summary**

Correction Type	Change
PAN Errors	<a href="#">View Corrections</a>
Deductee Pension Details Changes(194P)	<a href="#">View Corrections</a>

[Submit for Processing](#) [Edit Correction Statement](#) [Back](#)

Click here to submit correct statement

Click here to View Correction

# 5. Pictorial guide for Online Correction: Add/Delete Pension/Interest Income of Specified Senior Citizen - Annexure-III

After clicking on 'View Correction' hyperlink, Deductor can view Deductees available in Annexure-III (194P)

Dashboard Statements / Payments Defaults Communications Forms Downloads Profile

Help

Deductee Pension Details Changes (194P) for Q4 of FY 2021-22 for Form 24Q

Deductees in Annexure-III (194P) **Deductees Added to Annexure-III (194P)**

Whether opting for taxation u/s 115BAC* [Yes/No]	DD Record Number	PAN of Specified Senior Citizen*	Name of the Specified Senior Citizen*	Deductee type*	Gross Pension as per provisions contained in clause (ii) section 17(1) (₹)*	Deduction under Section 16(ia) (₹)* (Deductible Amount up to Rs. 50000)	Deduction under Section 16 (iii) (₹)*	Total of Deduction under section 16 (₹)* (5+6)	Income under the head 'Salaries' (₹)* (4+5+6)	Interest Income under the head other sources paid by the specified bank(₹)*	Gross total Income (₹)* (8+9)
YES	6	PANNOTAVBL	ABHISHEK MEHTA	O	400,000.00	40,000.00	10,000.00	50,000.00	350,000.00	50,000.00	400,000.00
YES	4	xxxxxxxxxx	ABHISHEK MEHTA	O	19,900,000.00	40,000.00	10,000.00	50,000.00	19,900,000.00	50,000.00	19,950,000.00
No	25	xxxxxxxxxx	SURINDER SINGH Chaudhary Tukral Singh DBC Brick Industry	O	586,000.00	40,000.00	6,000.00	46,000.00	540,000.00	5,000.00	545,000.00
YES	1	xxxxxxxxxx	WIPUL TOMER	S	500,000.00	40,000.00	10,000.00	50,000.00	450,000.00	50,000.00	500,000.00

Back

Deductees available in Annexure-III

# 5. Pictorial guide for Online Correction: Add/Delete Pension/Interest Income of Specified Senior Citizen - Annexure-III

After clicking on 'View Correction' hyperlink, Deductor can view Deductees added in Annexure-III (194P)

Dashboard
Statements / Payments
Defaults
Communications
Forms
Downloads
Profile

Help

Deductee Pension Details Changes (194P) for Q4 of FY 2021-22 for Form 24Q

Deductees in Annexure-III (194P)
Deductees Added to Annexure-III (194P)

Whether opting for taxation u/s 115BAC* [Yes/No]	PAN of Specified Senior Citizen* (1)	Name of the Specified Senior Citizen* (2)	Deductee type* (3)	Gross Pension as per provisions contained in clause (ii) section 17(1) (₹)* (4)	Deduction under Section 16(ia) (₹)* (Deductible Amount up to Rs. 50000) (5)	Deduction under Section 16 (iii) (₹)* (6)	Total of Deduction under section 16 (₹)* (7) (5+6)	Income under the head 'Salaries' (₹)* (8) (4+5+6)	Interest Income under the head other sources paid by the specified bank(₹)* (9)	Gross total Income (₹)* (10) (8+9)	Deduction respect of insurance premium contribution to provident fund etc. 80C(₹)* (Gross Amc) (11)
No	xxxxxxxxxx	Test BHATIA	O	2,000,000.00	0.00	0.00	0.00	2,000,000.00	0.00	2,000,000.00	
YES	xxxxxxxxxx	SURINDER SINGH Chaudhary Tukral Singh DBC Brick Industry	S	2,000,000.00	0.00	0.00	0.00	2,000,000.00	0.00	2,000,000.00	

Back

Deductees added in Annexure-III

# 5. Pictorial guide for Online Correction: Add/Delete Pension/Interest Income of Specified Senior Citizen - Annexure-III

Click on 'Submit for Processing' button to submit the correction

The screenshot displays the TDS TRACES portal interface. At the top left, there is the TDS Centralized Processing Cell logo and the TRACES (TDS Reconciliation Analysis and Correction Enabling System) title. On the top right, the Government of India Income Tax Department logo is visible. A navigation menu contains links for Dashboard, Statements / Payments, Defaults, Communications, Forms, Downloads, and Profile. A yellow 'Help' button is located on the right side. The main content area is titled 'Action Summary for Q4 of FY 2021-22 for Form 24Q'. Below this title is a table with two columns: 'Correction Type' and 'Change'. The table lists 'PAN Errors' and 'Deductee Pension Details Changes(194P)', both with 'View Corrections' links. Below the table are three buttons: 'Submit for Processing', 'Edit Correction Statement', and 'Back'. An orange callout bubble points to the 'Submit for Processing' button with the text 'Click here to submit correct statement'.

Correction Type	Change
PAN Errors	<a href="#">View Corrections</a>
Deductee Pension Details Changes(194P)	<a href="#">View Corrections</a>

[Submit for Processing](#) [Edit Correction Statement](#) [Back](#)

Click here to submit correct statement

# 5. Pictorial guide for Online Correction: Add/Delete Pension/Interest Income of Specified Senior Citizen - Annexure-III

Web signer window will be displayed to validate the DSC

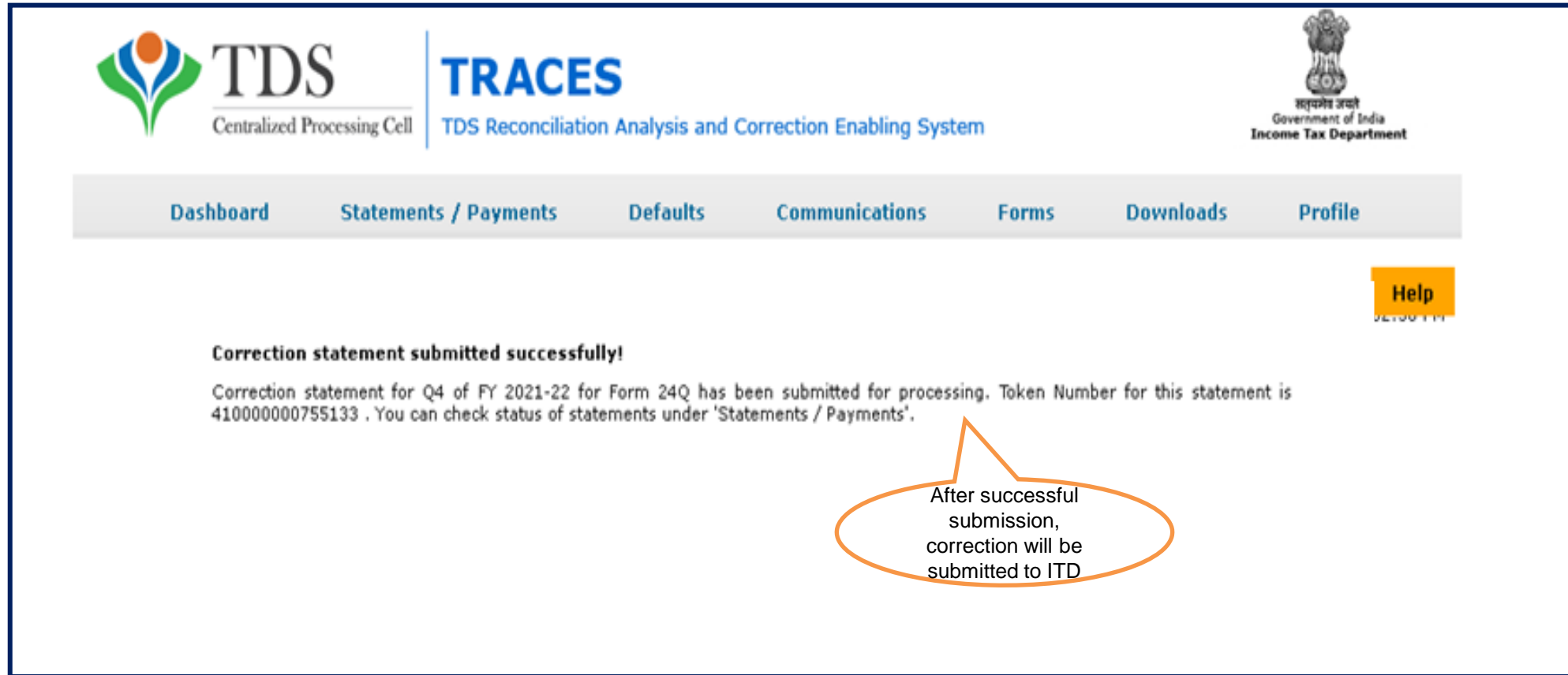
The screenshot shows the TDS TRACES web interface. The main page has a header with the TDS logo and 'TRACES TDS Reconciliation Analysis and Correction Enabling System'. On the right, there is a Government of India logo and 'Income Tax Department'. A 'Dashboard' menu is visible on the left. An 'emSigner' window is overlaid in the center, displaying the 'Content to Sign' field with the text: `SCM^WF^180810^RDYSUB^10041884^2019-06-26 11:35:36.0^24Q^4100000007`. Below this is a 'Certificate Store' table with the following data:

Common Name	Issuer Name	Serial No	Expiry Date
test13	e-Mudhra Sub CA for CI...	1748778a35	02-07-2020
test12	e-Mudhra Sub CA for CI...	1748778a33	02-07-2020
test11	e-Mudhra Sub CA for CI...	1748778a31	02-07-2020

At the bottom of the emSigner window are buttons for 'View Certificate', 'Sign', and 'Cancel'. Two callouts are present: one pointing to the 'Sign' button with the text 'Click here to validate DSC', and another pointing to the table with the text 'Select the signature'.

## 5. Pictorial guide for Online Correction: Add/Delete Pension/Interest Income of Specified Senior Citizen - Annexure-III

“Correction statement submitted successfully” message will appear on the screen after final submission correction



The screenshot displays the TRACES (TDS Reconciliation Analysis and Correction Enabling System) interface. At the top left, the TDS Centralized Processing Cell logo is visible. The TRACES logo and full name are prominently displayed in the center. On the top right, the Government of India Income Tax Department logo is present. A navigation menu below the logos includes options for Dashboard, Statements / Payments, Defaults, Communications, Forms, Downloads, and Profile. A yellow 'Help' button is located on the right side. The main content area features a green message box with the text: "Correction statement submitted successfully! Correction statement for Q4 of FY 2021-22 for Form 24Q has been submitted for processing. Token Number for this statement is 410000000755133 . You can check status of statements under 'Statements / Payments'." An orange callout bubble points to the message, containing the text: "After successful submission, correction will be submitted to ITD".

**Note:** Please note down the Token Number for future reference. Deductor can check the status under “Track Correction Request” option available under “Defaults” tab.

•Deductor can Track the correction status in “Track Correction Request” option available under “Defaults” tab.

# 5. Pictorial guide for Online Correction: Add/Delete Pension/Interest Income of Specified Senior Citizen - Annexure-III

Status- Submitted to ITD

The screenshot displays the TDS TRACES interface. At the top, there are logos for TDS (Centralized Processing Cell) and TRACES (TDS Reconciliation Analysis and Correction Enabling System), along with the Government of India Income Tax Department logo. A navigation menu includes Dashboard, Statements / Payments, Defaults (active), Communications, Forms, Downloads, and Profile. A 'Help' button and 'Login Date: 02-Jun-2021, 04:20 PM' are also visible.

The main section is titled 'Track Correction Request'. Below this, there are search options: 'Request Number', 'Date', and 'View All' (selected). Instructions for using the system are provided, such as clicking on a row to select it and clicking on status as 'Available' or 'In Progress' to start or work on correction for a statement.

A table lists correction requests. The first row is highlighted, and its 'Status' column value 'Submitted to ITD' is circled in orange with a callout bubble containing the text 'submitted to ITD'. The table columns are: Request Date, Request Number, Financial Year, Quarter, Form Type, Latest Token Number, Status, Correction Category, Remarks, New Token Number, Assigned To, Processed Date, Download, and Upload.

Request Date	Request Number	Financial Year	Quarter	Form Type	Latest Token Number	Status	Correction Category	Remarks	New Token Number	Assigned To	Processed Date	Download	Upload
27-Apr-2022	67939	2021-22	Q4	24Q	6405XXXXXXXXX556	Submitted to ITD	Online	.	4100XXXXXXXXX5133	xxxxxxxxx	27-Apr-2022	.	.

Page 1 of 1

View 1 - 1 of 1

Cancel Statement

# 5. Pictorial guide for Online Correction: Add/Delete Pension/Interest Income of Specified Senior Citizen - Annexure-III

Status- Processed

Help  
Login Date: 27-Apr-2022, 02:50 PM

### Track Correction Request

Please select one of the below Search Options

Request Number    Date:    View All

#### Correction Request Details

- Click on a row to select it and click on status as 'Available' or 'In Progress' to start or work on correction for a
- Click on a row to select it and enter User Id in 'Assign To' field and submit to assign the statement to another user
- View the Latest Token Number by clicking on the 'New Token Number' given for the respective correction statement

Request Date	Request Number	Financial Year	Quarter	Form Type	Latest Token Number	Status	Correction Category	Remarks	New Token Number	Assigned To	Processed Date	Download	Upload
27-Apr-2022	67039	2021-22	Q4	24Q	6405XXXXXXXX6566	Processed	Online		4100XXXXXXXX5133	xxxxxxxx	27-Apr-2022		

Page 1 of 1   View 1 - 1 of 1

Cancel Statement

# THANK YOU

## Please Note:

- 1) **For Feedback** : You can share your feedback on [contactus@tdscpc.gov.in](mailto:contactus@tdscpc.gov.in)
- 2) **For any Query** : You can raise your concern on “Request for Resolution” as Online Grievance on TRACES Website.
- 3) **For any query related to website:** You can raise your concern on below mentioned numbers  
Toll Free Number - 1800103 0344  
Land Line Number - 0120 4814600